



MITUS
206L

APPLICATIONS

- Permanent installations in:
Theatres, Concert Halls, Clubs, Places of Worship,
Conference Rooms, Indoor Sports, Arenas & Stadiums
- Sound reinforcement for live events:
Touring, Bands, Orchestras

FEATURES

- High impact polypropylene gas-injected enclosure
- Recommended amplifier 500W RMS/16 Ohm LF and 150W RMS/16 Ohm HF
- 2 x 6.5" B&C neodymium woofers with 1.7" coil
- 1.4" exit B&C neodymium driver with 2.5" coil
- 100° horizontal waveguide
- Input panel with 2 x Neutrik speakon NL-4MDV in & link
- SPL capability: 129dB LF / 133dB HF
- Wide range of hardware accessories for flying and ground stacked configurations
- Completely Manufactured in Italy

PRECISION COVERAGE VERTICAL ARRAY



МУЗЦЕНТР
МУЗЫКАЛЬНОЕ ОБОРУДОВАНИЕ

<https://muzcentre.ru>

PRODUCT DESCRIPTION

The FBT MITUS 206L two-way compact line array system shall incorporate 2 x 6.5" B&C neodymium woofers with 1.7" voice coil and 1.4" exit B&C neodymium driver with 2.5" voice coil. The modularity of the FBT MITUS 206L makes it extremely flexible for a wide range of applications, from a small 2 cabinet P.A. system to an elaborate line array system consisting of up to 12 MITUS 206L cabinets along with multiple FBT MITUS 212FS subs for large concert events. The FBT MITUS 206L shall meet the following performance criteria: Frequency response of 75Hz to 20kHz, Frequency sensitivity of 97dB LF / 108dB HF, Maximum SPL of 129dB for LF and 133dB for HF, Recommended power amplifier 500W RMS/16 Ohm LF and 150W RMS/16 Ohm HF. The waveguide, optimized by BEM finite element simulation, offers 100° horizontal dispersion; engineered to be perfectly integrated with the HF compression driver it allows the dispersion of a flat acoustic wave to over 18kHz. The system shall not include an internal passive crossover. The front shall be protected by a heavy duty metal grille with anti-resonance spacers and exclusive synthetic cloth to protect the drivers. Input connectors shall be parallel wired Neutrik NL4 speakon. Polypropylene gas-injected enclosure with integrated rigging hardware adjustable with 0° to 10° angle between cabinets at 2° step for flying and ground stacked configurations.

ELECTRICAL PERFORMANCE

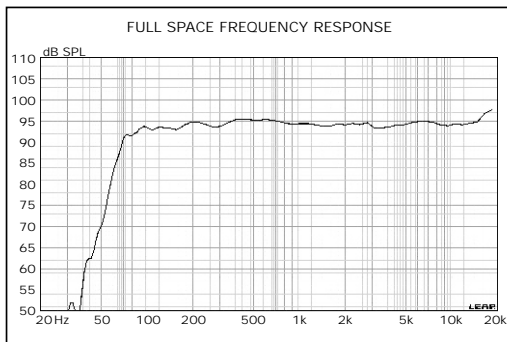
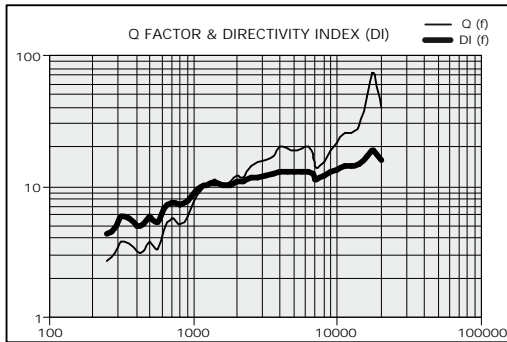
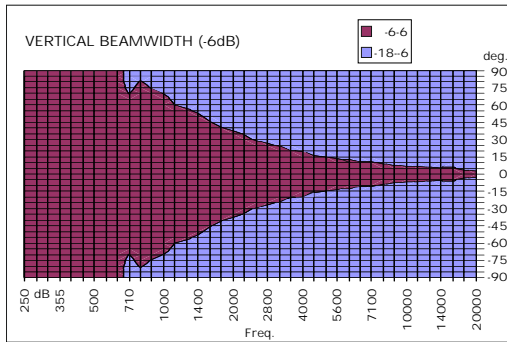
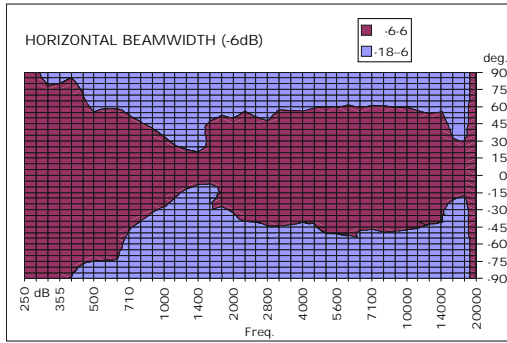
System Type:	2-way
Recommended Amplifier	500W RMS LF / 150W HF
Long Term Power (AES)	250W LF / 70W HF
Short Term Power (IEC 268-5)	1000W LF / 300W HF
Nominal Impedance	16 Ohm LF / 16 Ohm HF
Frequency Response @ -6dB	75Hz - 20kHz
Sensitivity @ 1W, 1m	97dB LF / 108dB HF
Maximum SPL *	CONT. 125dB LF / 129dB HF PEAK 129dB LF / 133dB HF
Dispersion	100°x10° max - dependant upon n.° of elements
Crossover Frequency	1.2 kHz
Recommended HP filter	65Hz-24dB oct.

PHYSICAL

Low Frequency Woofer	2 x 6.5" - 1.7" coil
High Frequency Driver	1 x 1.4" - 2.5" coil
Input Connectors	2 x Speakon NL4 in & thru
Net Dimensions (WxHxD)	22.6" x 8.7" x 15.1"
	574 x 220 x 383mm
Shipping Dimensions (WxHxD)	25.98" x 11.02" x 18.11"
	660 x 280 x 460mm
Net Weight	29.8 lbs / 13.5kg
Shipping Weight	33.5 lbs / 15.2kg
Enclosure Material	polypropylene gas-injected

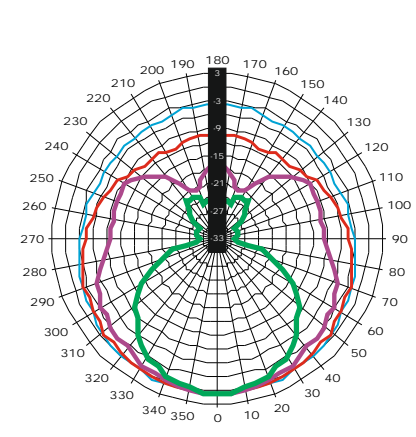
* CONT. SPL: free space, based on recommended amp rating and LF transducer average sensitivity data, 125mS time average
PEAK SPL: free space, based on short term applicable power rating and system peak sensitivity, 10mS time average

DIAGRAMS



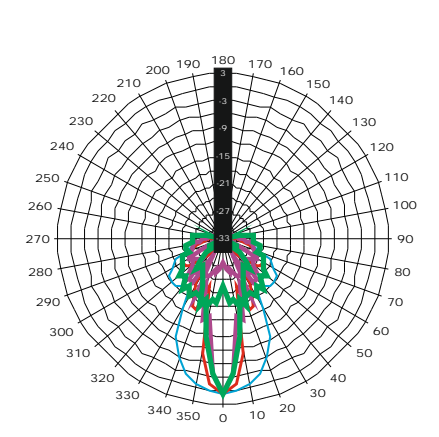
VERTICAL POLAR DIAGRAM

Legend: 250 (blue), 500 (red), 1000 (purple), 2000 (green)



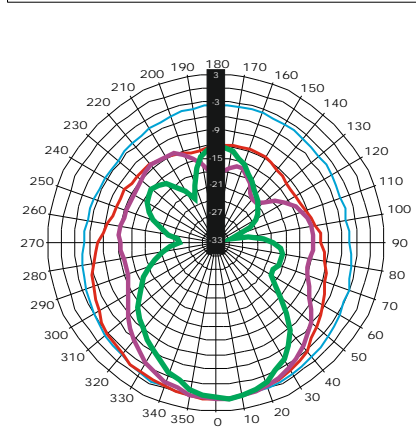
VERTICAL POLAR DIAGRAM

Legend: 4000 (blue), 8000 (red), 12500 (purple), 16000 (green)



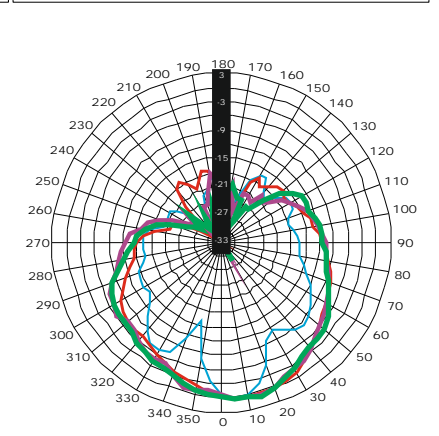
HORIZONTAL POLAR DIAGRAM

Legend: 250 (blue), 500 (red), 1000 (purple), 2000 (green)



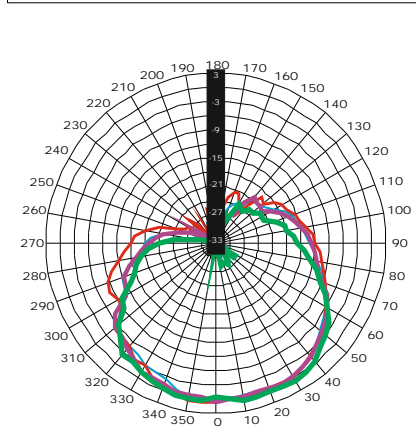
HORIZONTAL POLAR DIAGRAM

Legend: 1400 (blue), 2000 (red), 2500 (purple), 3150 (green)



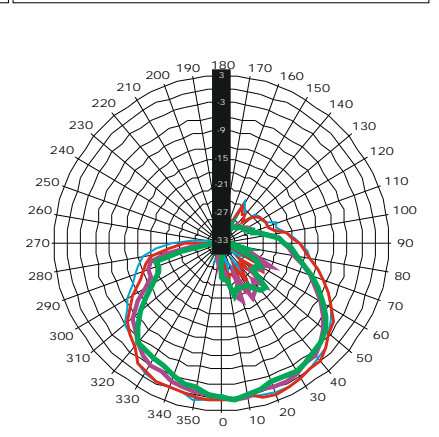
HORIZONTAL POLAR DIAGRAM

Legend: 4000 (blue), 5000 (red), 6300 (purple), 8000 (green)



HORIZONTAL POLAR DIAGRAM

Legend: 9000 (blue), 10000 (red), 12500 (purple), 14000 (green)



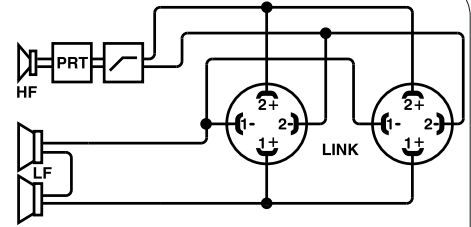


MITUS

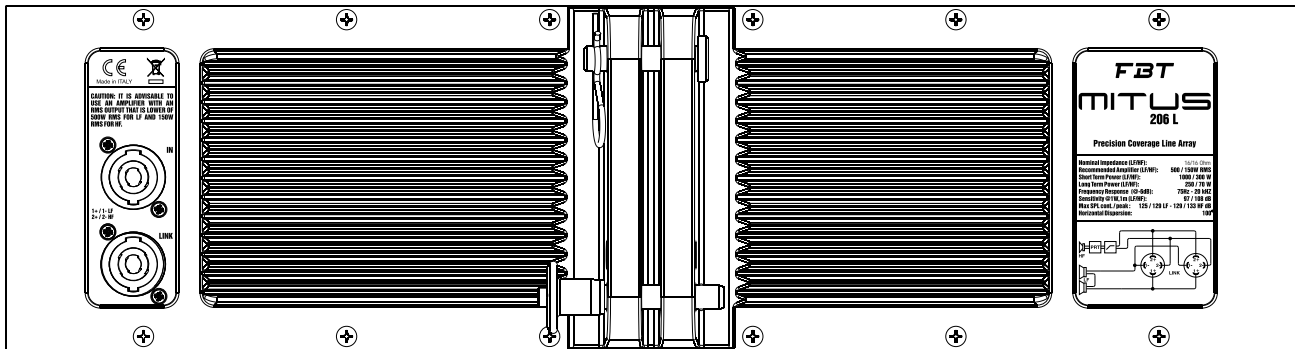
206L

CONNECTORS

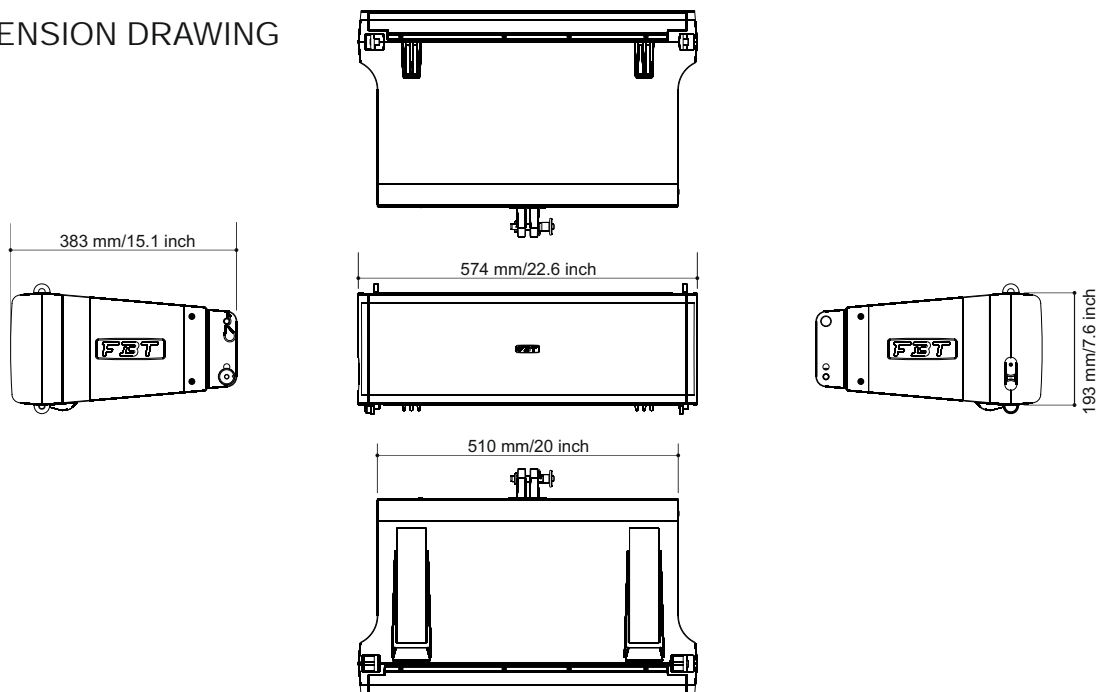
*SPEAKON is a registered trademark of NEUTRIK



CONNECTION PANEL



DIMENSION DRAWING

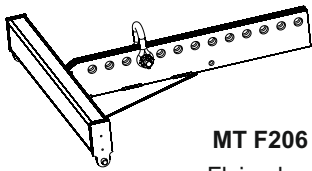




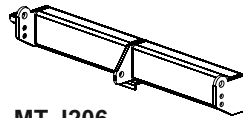
MITUS

206L

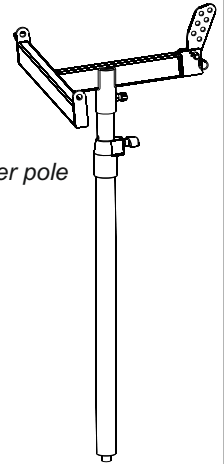
ACCESSORIES



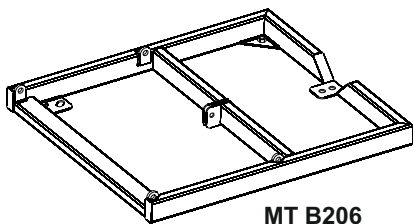
MT F206
Flying bar
MITUS 206L



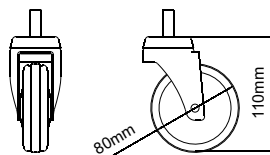
MT J206
Joint bar
MITUS 212FS/FSA
with 206L



MT S206
Cluster bracket with speaker pole
for 2 x MITUS 206L

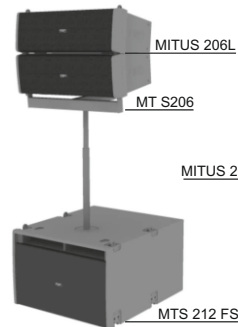
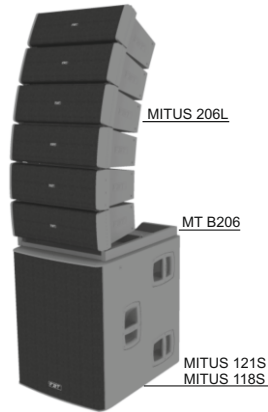

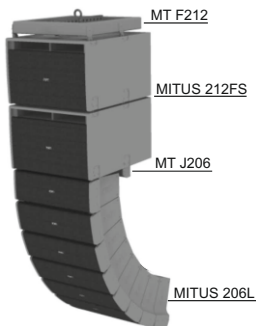


MT B206
Metal base to ground
MITUS 206L array or stack
on MITUS 118SA/S or MITUS 121SA/S

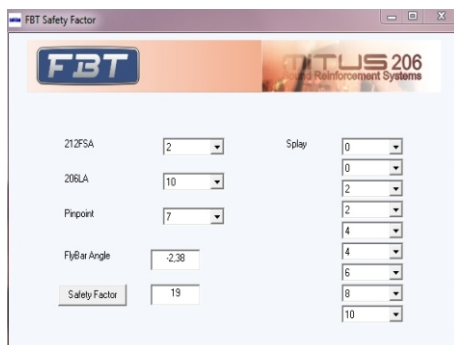


Swivel wheel for easy
transport when the metal base
lays on the ground

RECOMMENDED CONFIGURATIONS



MITUS 206L_FLYING



FBT will place at disposal a software called MITUS 206L_FLYING wich helps calculating the safety factor of the weakest point of MITUS 206L - MITUS 212FS unit suspension system according to the used configuration and a software called EASE FOCUS that permits an accurate simulation of the mechanical and acoustic behaviour of the MITUS series line array system.

EASE FOCUS

